






 DIMENSIONE:	cm 615x365x350h	 SPAZIO MINIMO:	1000x700
 AREA IMPATTO:	57,00	 ALTEZZA CADUTA:	250
 PESO TOTALE:	kg 22	 TEMPO DI ASSEMBLAGGIO:	3,5 h
 NUMERO UTILIZZATORI:	17	 ETÀ D'USO:	2-12

## Play village for public parks h350\_276

Multi-play compositions with a turret with roof, 1 open turret, climbing ladder, bridge with climbing feature, 2 poles, 1 wall with handholds, slide and bench.

**Multi-play composition** for public parks ideal for pure children's fun in total safety. Certified in compliance with European Standards EN 1176 by the German Institute TÜV - SÜD.

**Play structure** made of glued laminated Nordic pine wood autoclave-impregnated with non-toxic salts.

**The multi-play village** consists of:

- N°1 turret with wooden posts sect. 9x9 cm equipped with a pitched roof and protective panels both made of okoumé mahogany plywood with pantographed phenolic gluing and without sharp edges. Equipped with a bench made of birch plywood with phenolic gluing, with non-slip knurling, finished with colored films. Dim. 101x78x350 h cm.
- N°1 slide h. 150 cm, with press-bent stainless steel track, okoumé mahogany plywood sides with phenolic gluing.
- N°1 ladder with iroko rungs Ø 45 mm made of okoumé mahogany plywood with pantographed phenolic gluing and without sharp edges. N°1 bridge with climbing made of nylon rope with internal core in coated steel cable and colored nylon rope lock.
- N°1 open turret with wooden posts sect. 9x9 cm equipped with protections and decorative panels in okoumé mahogany plywood with pantographed phenolic gluing and without sharp edges. Dim. 101x78x260 h cm. N°2 poles in round galvanized steel tube oven-painted at 180°.
- N°1 shaped and pantographed climbing wall, made with birch plywood panels with phenolic gluing finished with colored films on both sides and colored marble resin handholds.

All wooden parts are treated with **high-penetration, non-toxic**, water-dilutable wax-based colored stain. Assembly by 8.8 galvanized steel bolts and self-locking nuts. Standard colored nylon nut caps. Hot-dip galvanized metal attachments for ground anchoring.

### Technical features:

- Structure material: glued laminated Nordic pine wood
- Max overall dimensions: 615x365xh.350 cm
- Impact area: 57.00
- Total weight: 22 kg
- Number of users: 17
- Age: 2-12 years
- Minimum space: 1000x700
- Fall height: 250
- Assembly time: 3.5 hours

\*image purely indicative, the product may undergo changes in colors

\*\*upon request for a quote, it is possible to request an alternative to the steel slide; a tunnel slide or an open polyethylene slide can be mounted.

## INFORMATION

- **Structure material** legno



 DIMENSIONI	cm 415x365x350h	 SPAZIO MINIMO	3086x780
 AREA IMPIANTO	57,80	 ALTEZZA CADUTA	25h
 PESO TOTALE	kg 23	 TEMPO DI ASSEMBLARE	5h
 NUMERO UTILIZZATORI	17	 ETÀ D'USO	2-12